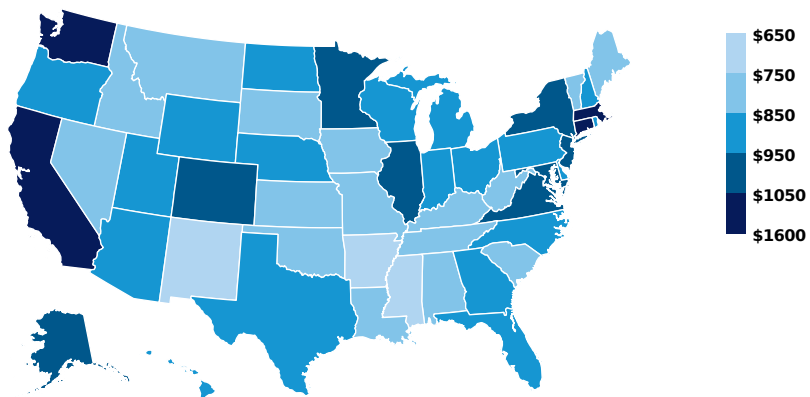
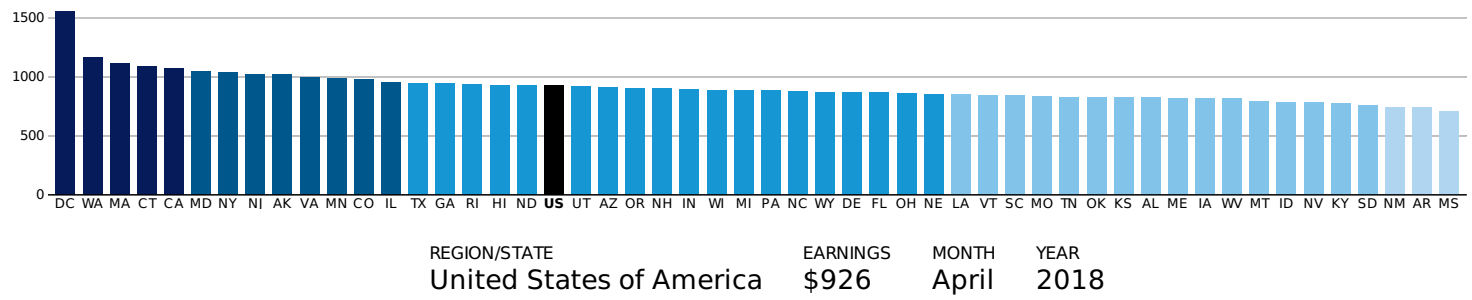


EARNINGS

Tracking monthly state data on average weekly earnings for all US private employees.

Average Weekly Earnings, Private Employment (dollars)

National weekly earnings for all US private employees averaged \$926 in April 2018.



Source: Bureau of Labor Statistics. (<http://www.bls.gov/sae/home.htm>)

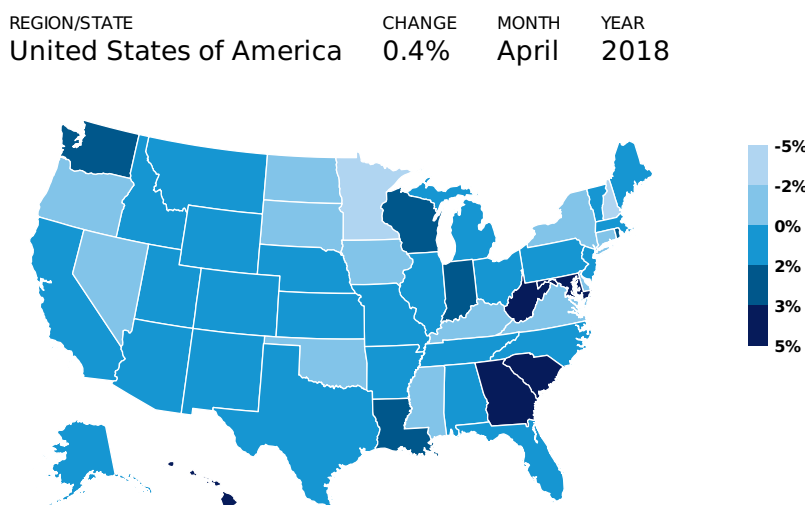
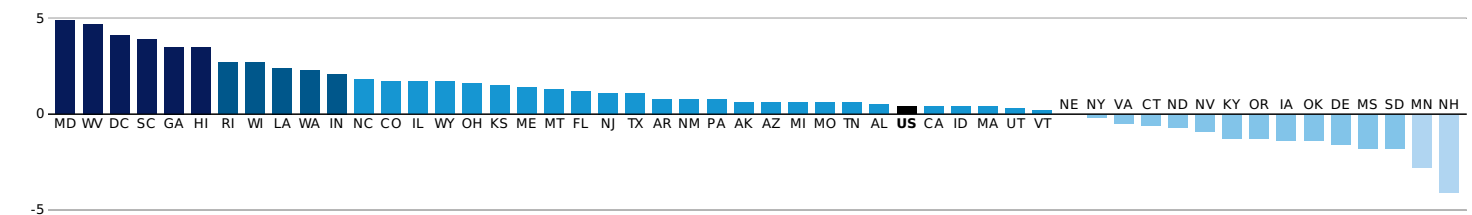
Weekly earnings for all United States private-sector employees averaged \$926 in April 2018. Among the 50 states, average weekly earnings ranged from \$709 in Mississippi to \$1,168 in Washington.

As is typical, average weekly earnings in April were higher in the District of Columbia than in any state, at \$1,552. After the District of Columbia and Washington, the highest average weekly earnings were in Massachusetts (\$1,116), Connecticut (\$1,086), California (\$1,073), Maryland (\$1,042), and New York (\$1,038).

Weekly earnings were below the national average in 33 states. After Mississippi, average earnings were lowest in Arkansas (\$743), New Mexico (\$744), South Dakota (\$754), Kentucky (\$777), and Nevada (\$783). Average weekly earnings in North Dakota and Hawaii (both \$928) were closest to the national average.

Changes in Real Average Weekly Earnings, Private Employment (percent change year over year)

National real (inflation adjusted) average weekly earnings increased 0.4 percent from April 2017 to April 2018.



Source: Bureau of Labor Statistics. (<http://www.bls.gov/sae/home.htm>)

National real (inflation-adjusted) average weekly earnings in April 2018 were 0.4 percent higher than in April 2017. Average weekly earnings in nominal dollars were 2.9 percent higher compared with one year earlier.

The largest increases in real average weekly earnings were in Maryland (4.9 percent), West Virginia (4.7 percent), the District of Columbia (4.1 percent), South Carolina (3.9 percent), and Hawaii and Georgia (both 3.5 percent).

Real average earnings declined in 14 states. The largest drops in real earnings were in New Hampshire (-4.1 percent) and Minnesota (-2.8 percent), with nominal earnings also lower than a year ago in both states. Year-over-year real earnings also fell more than 1.0 percent in Delaware, Iowa, Kentucky, Mississippi, Oklahoma,

