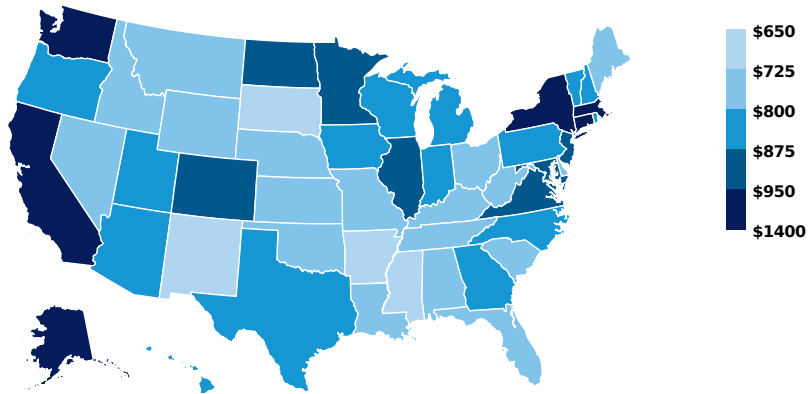
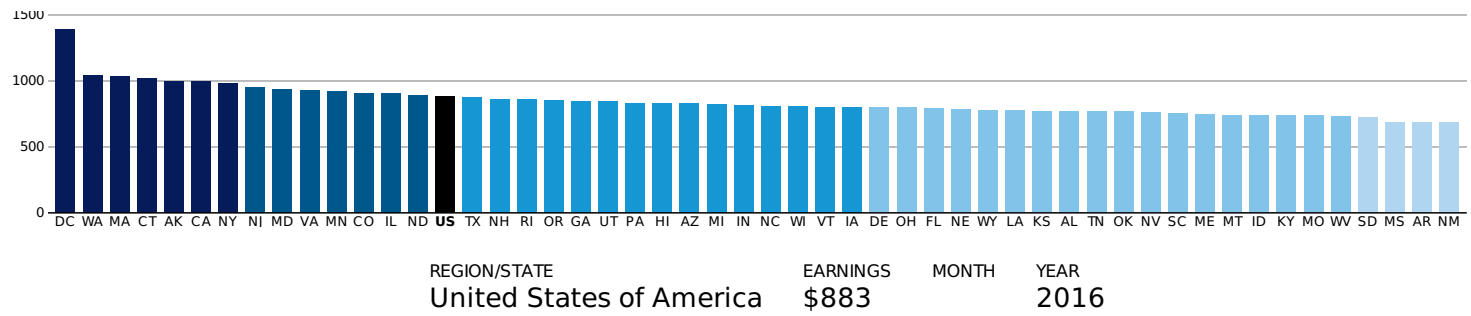


EARNINGS

Tracking monthly state data on average weekly earnings for all US private employees.

Average Weekly Earnings, Private Employment (dollars)

National real weekly earnings (i.e., earnings adjusted for inflation) for all US private employees averaged \$883 in undefined 2016.

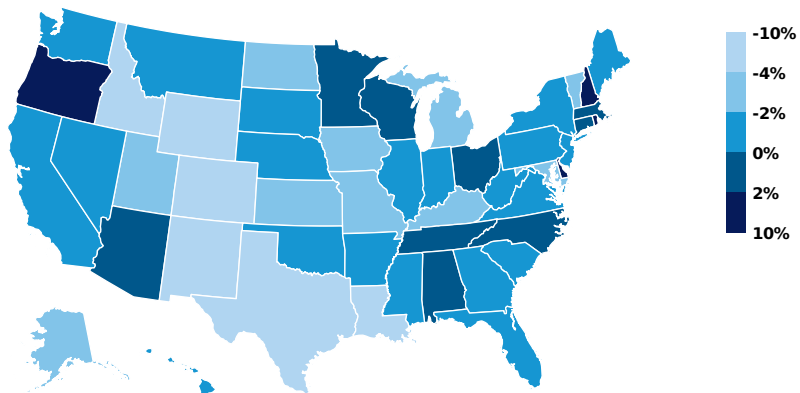
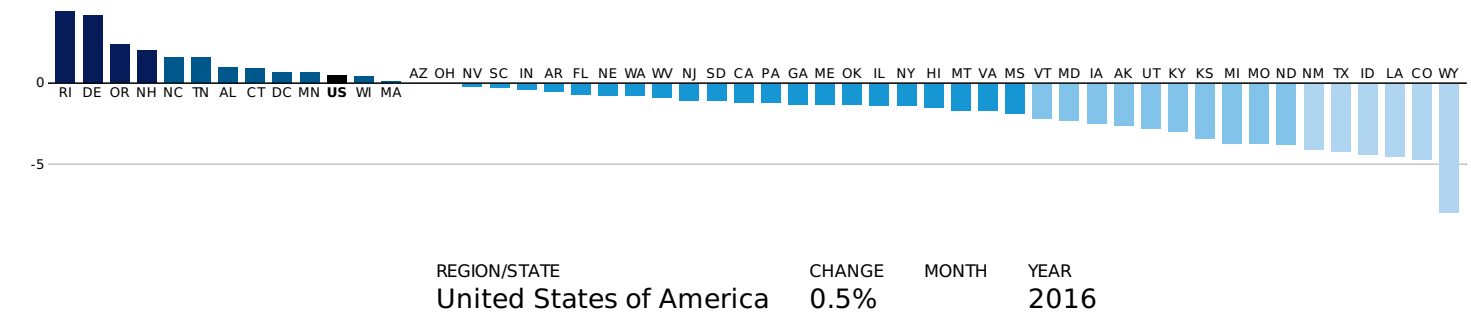


Source: Bureau of Labor Statistics. (<http://www.bls.gov/sae/home.htm>)

National weekly earnings for all US private employees averaged \$883 in August 2016. Among the 50 states, average earnings ranged from \$687 in New Mexico to \$1,042 in Washington. As is typical, average weekly earnings in the District of Columbia (DC) were higher than in all states (\$1,387). Thirty-seven states had average weekly earnings below the national average. Beyond New Mexico, average earnings were lowest in Arkansas (\$688), Mississippi (\$689), South Dakota (\$721), and West Virginia (\$730). Average weekly earnings in North Dakota (\$894) and Texas (\$872) were closest to the national average. After DC and Washington, the highest average earnings were in Massachusetts (\$1,033), Connecticut (\$1,018), Alaska (\$997), and California (\$993).

Changes in Real Average Weekly Earnings, Private Employment (percent change year over year)

National real (inflation adjusted) average weekly earnings increased 0.5 percent from undefined 2015 to undefined 2016.



Source: Bureau of Labor Statistics. (<http://www.bls.gov/sae/home.htm>)

National real (inflation-adjusted) average weekly earnings in August 2016 were 0.5 percent higher than in August 2015. Despite the national increase, however, real earnings fell in 38 states. The largest decline in real earnings was in natural resource-dependent Wyoming (-8.0 percent). Real average weekly earnings also fell more than 4.0 percent in Colorado (-4.7 percent), Louisiana (-4.5 percent), Idaho (-4.4 percent), Texas (-4.2 percent), and New Mexico (-4.1 percent). The largest increases in real average earnings were in Rhode Island (4.4 percent), Delaware (4.2 percent), Oregon (2.4 percent), and New Hampshire (2.0 percent). In total, 12 states and DC saw real earnings growth from August 2015 to August 2016.