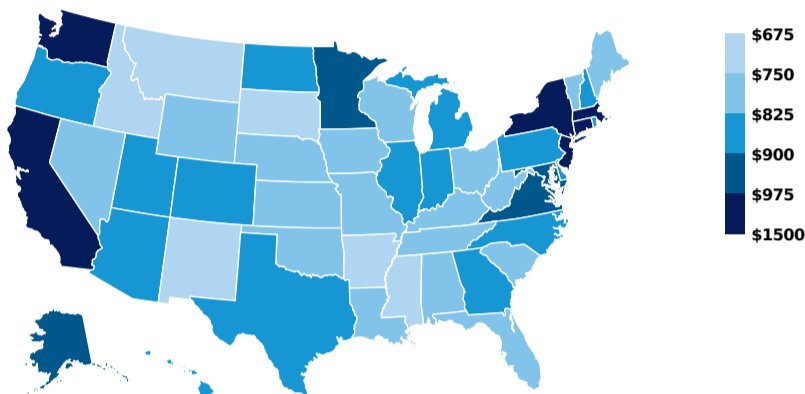
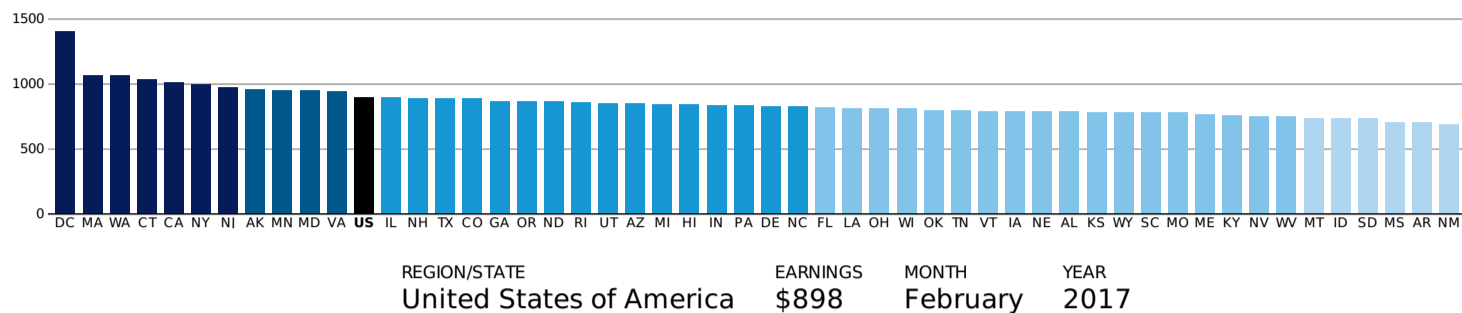


# EARNINGS

Tracking monthly state data on average weekly earnings for all US private employees.

## Average Weekly Earnings, Private Employment (dollars)

National real weekly earnings (i.e., earnings adjusted for inflation) for all US private employees averaged \$898 in February 2017.



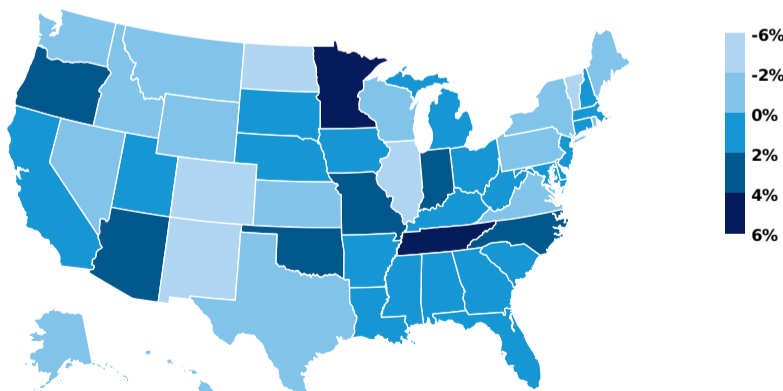
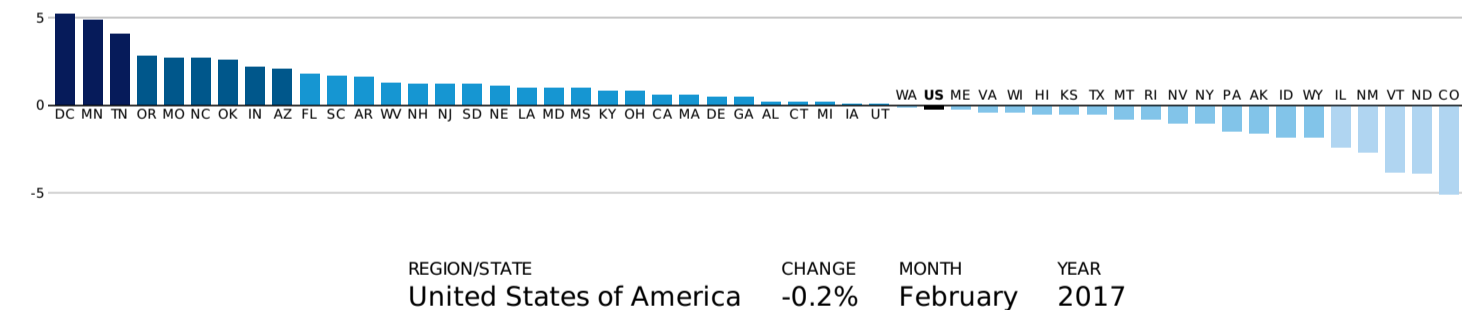
Source: Bureau of Labor Statistics. (<http://www.bls.gov/sae/home.htm>)

National weekly earnings for all US private employees averaged \$898 in February 2017. Among the 50 states, average weekly earnings ranged from \$692 in New Mexico to \$1,066 in Massachusetts. As is typical, average weekly earnings in the District of Columbia (DC) were higher than in all states, at \$1,410. After DC and Massachusetts, the highest average weekly earnings were in Washington (\$1,064), Connecticut (\$1,033), California (\$1,012), and New York (\$996).

Forty states had average weekly earnings below the national average. Other than New Mexico, average earnings were lowest in Arkansas (\$703), Mississippi (\$705), South Dakota (\$735), Idaho and Montana (\$736), and West Virginia (\$753). Average weekly earnings were closest to the national average in Illinois (\$896), New Hampshire (\$892), and Texas (\$891).

## Changes in Real Average Weekly Earnings, Private Employment (percent change year over year)

National real (inflation adjusted) average weekly earnings decreased 0.2 percent from February 2016 to February 2017.



Source: Bureau of Labor Statistics. (<http://www.bls.gov/sae/home.htm>)

National real (inflation-adjusted) average weekly earnings in February 2017 were 0.2 percent lower than in February 2016. This was the second consecutive month (<http://apps.urban.org/features/state-economic-monitor/historical.html>) that real year-over-year earnings were negative. Average earnings still increased nominally over the year (2.5 percent).

Overall, 20 states saw real average earnings decline. The drops were largest in Colorado (-5.1 percent), North Dakota (-3.9 percent), and Vermont (-3.8 percent). The largest increases in real average weekly wages were in Minnesota (4.9 percent) and Tennessee (4.1 percent). Six additional states had real average weekly wages increase 2.0 percent or more over the year: Arizona, Indiana, Missouri, North Carolina, Oklahoma, and

