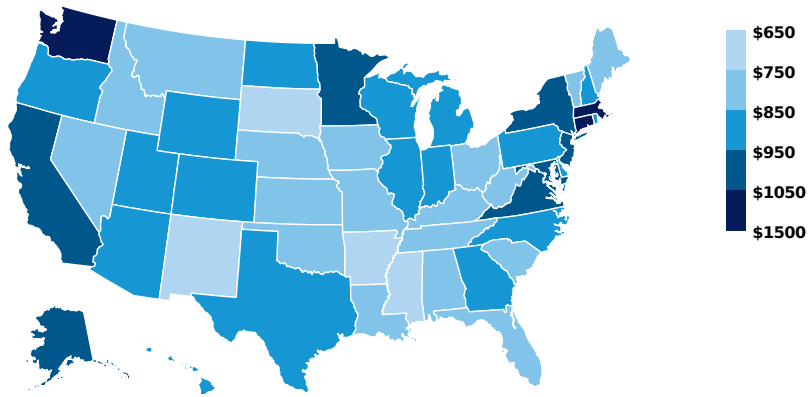
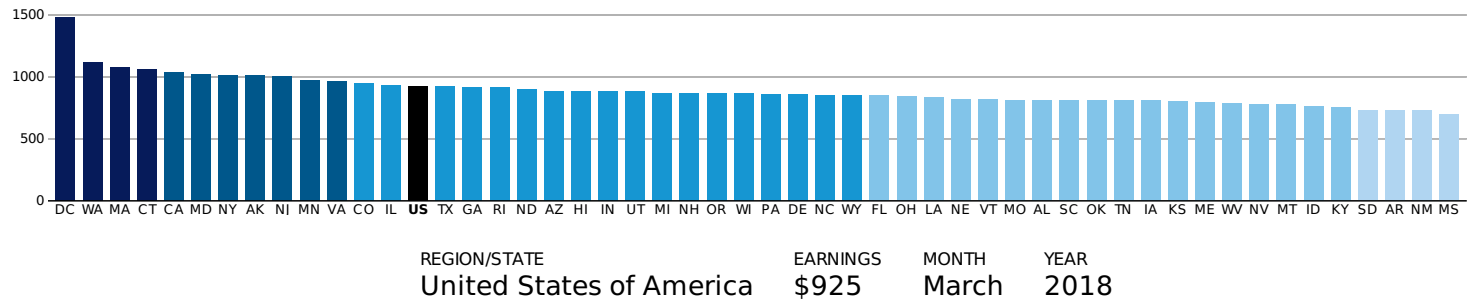


# EARNINGS

Tracking monthly state data on average weekly earnings for all US private employees.

## Average Weekly Earnings, Private Employment (dollars)

National weekly earnings for all US private employees averaged \$925 in March 2018.



Source: Bureau of Labor Statistics. (<http://www.bls.gov/sae/home.htm>)

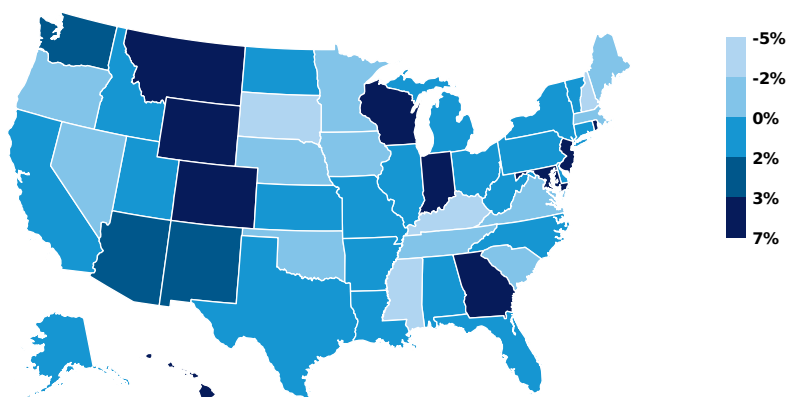
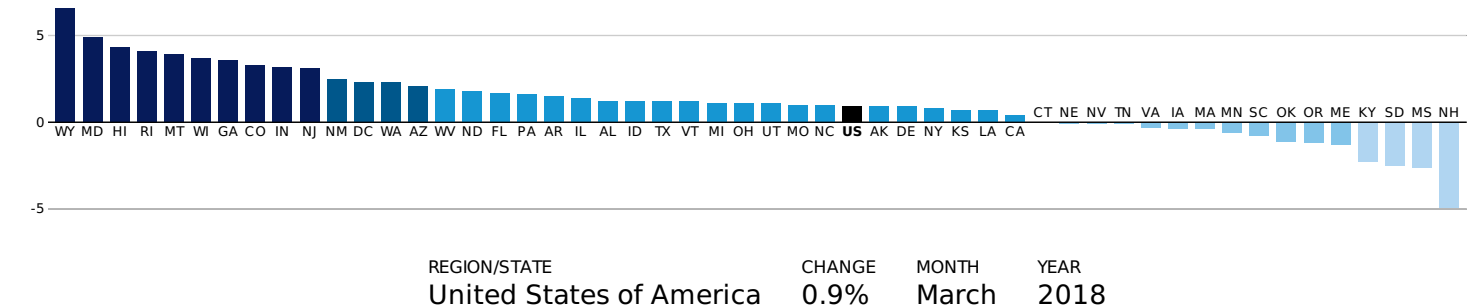
Weekly earnings for all United States private-sector employees averaged \$925 in March 2018. Among the 50 states, average weekly earnings ranged from \$698 in Mississippi to \$1,116 in Washington.

As is typical, average weekly earnings in the District of Columbia were higher than in any state, at \$1,479. After the District of Columbia and Washington, the highest average weekly earnings were in Massachusetts (\$1,081), Connecticut (\$1,058), California (\$1,038), Maryland (\$1,017), and New York (\$1,015).

Thirty-eight states had weekly earnings below the national average. After Mississippi, average earnings were lowest in New Mexico (\$728), Arkansas (\$732), South Dakota (\$733), Kentucky (\$758), and Idaho (\$761). Average weekly earnings in Texas (\$924) were closest to the national average.

## Changes in Real Average Weekly Earnings, Private Employment (percent change year over year)

National real (inflation adjusted) average weekly earnings increased 0.9 percent from March 2017 to March 2018.



Source: Bureau of Labor Statistics. (<http://www.bls.gov/sae/home.htm>)

National real (inflation-adjusted) average weekly earnings in March 2018 were 0.9 percent higher than in March 2017. Average weekly earnings in nominal dollars were 3.3 percent higher compared with one year earlier.

The largest increases in real average weekly earnings were in Wyoming (6.6 percent), Maryland (4.9 percent), Hawaii (4.3 percent), Rhode Island (4.1 percent), and Montana (3.9 percent). Eight additional states and the District of Columbia saw real earnings rise more than 2.0 percent.

Real average earnings declined in 15 states. The largest drops in real earnings were in New Hampshire (-4.9 percent), Mississippi (-2.6 percent), and South Dakota (-2.5 percent); those three states also saw declines in nominal earnings. Kentucky, Maine, Oklahoma, and Oregon saw real earnings fall more than 1.0 percent over

