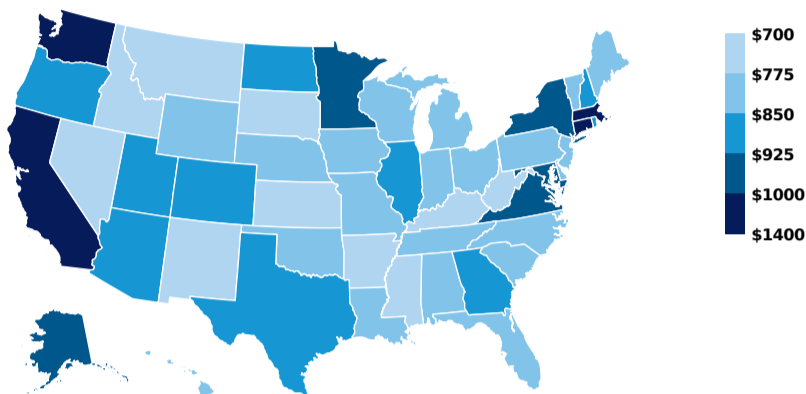
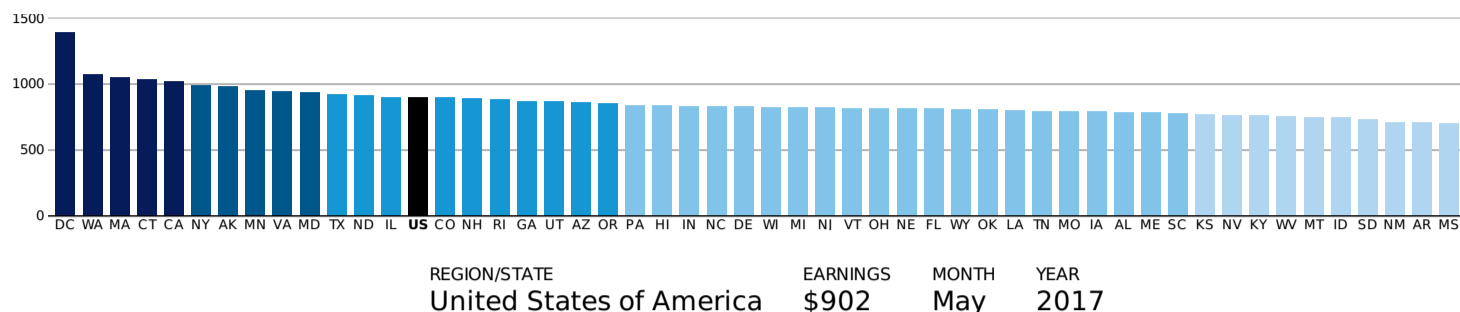


# EARNINGS

Tracking monthly state data on average weekly earnings for all US private employees.

## Average Weekly Earnings, Private Employment (dollars)

National real weekly earnings (i.e., earnings adjusted for inflation) for all US private employees averaged \$902 in May 2017.



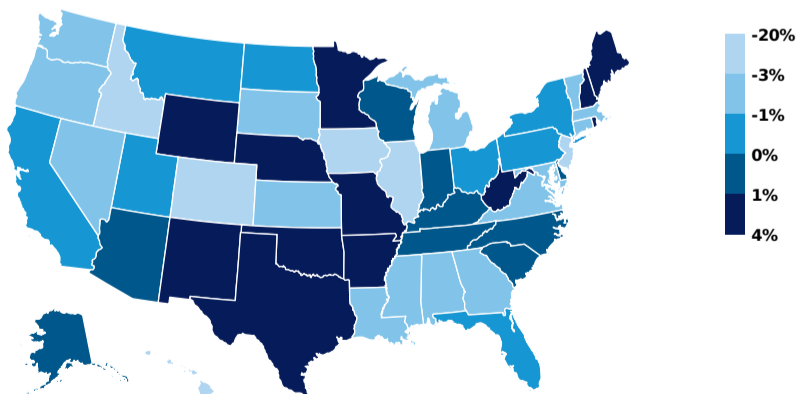
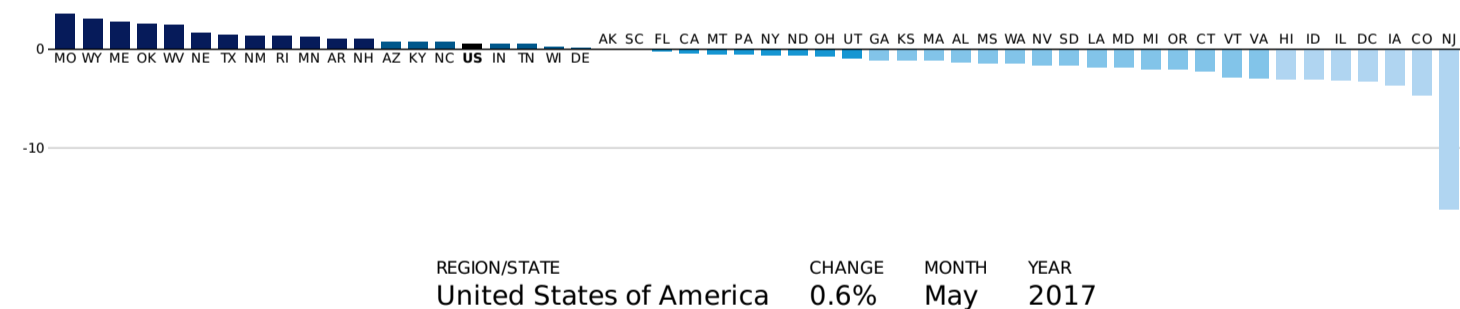
Source: Bureau of Labor Statistics. (<http://www.bls.gov/sae/home.htm>)  
 Note: New Jersey's May 2017 earnings data are incorrect due to a data processing error ([https://www.bls.gov/bls/errata/sae\\_errata.htm](https://www.bls.gov/bls/errata/sae_errata.htm)). BLS will fix the problem in next month's report.

Weekly earnings for all employees of private firms in the United States averaged \$902 in May 2017. Among the 50 states, average weekly earnings ranged from \$701 in Mississippi to \$1,073 in Washington. As is typical, average weekly earnings in the District of Columbia (DC) were higher than in all states, at \$1,391. After DC and Washington, the highest average weekly earnings were in Massachusetts (\$1,055), Connecticut (\$1,039), California (\$1,024), and New York (\$994).

Thirty-eight states had average weekly earnings below the national average. Other than Mississippi, average earnings were lowest in Arkansas (\$708), New Mexico (\$709), South Dakota (\$736), Idaho (\$746), and Montana (\$750). Average weekly earnings were closest to the national average in Illinois (\$903) and New Hampshire (\$899).

## Changes in Real Average Weekly Earnings, Private Employment (percent change year over year)

National real (inflation adjusted) average weekly earnings increased 0.6 percent from May 2016 to May 2017.



Source: Bureau of Labor Statistics. (<http://www.bls.gov/sae/home.htm>)  
 Note: New Jersey's May 2017 earnings data are incorrect due to a data processing error ([https://www.bls.gov/bls/errata/sae\\_errata.htm](https://www.bls.gov/bls/errata/sae_errata.htm)). BLS will fix the problem in next month's report.

National real (inflation-adjusted) average weekly earnings in May 2017 were 0.6 percent higher than in May 2016. Average weekly earnings were 2.5 percent higher in nominal dollars.

Despite the national growth, real average earnings declined in 29 states and DC. The largest reported drop was in New Jersey (-16.2 percent). However, the state's May 2017 data were not accurate. After publication, BLS found a data processing error ([https://www.bls.gov/bls/errata/sae\\_errata.htm](https://www.bls.gov/bls/errata/sae_errata.htm)) in New Jersey's data; no other states were affected and BLS will correct New Jersey's data in their July report. The next largest drop was in Colorado, where real earnings fell 4.7 percent. In total, seven states and DC saw earnings decline 3.0 percent or more over the year: Colorado, DC, Hawaii, Iowa, Idaho, Illinois, New Jersey, and Virginia.

The largest increase in real average weekly earnings was in Missouri (3.6 percent). Real earnings increased 2.0 percent or more in four additional states: Maine, Oklahoma, West Virginia, and Wyoming.

