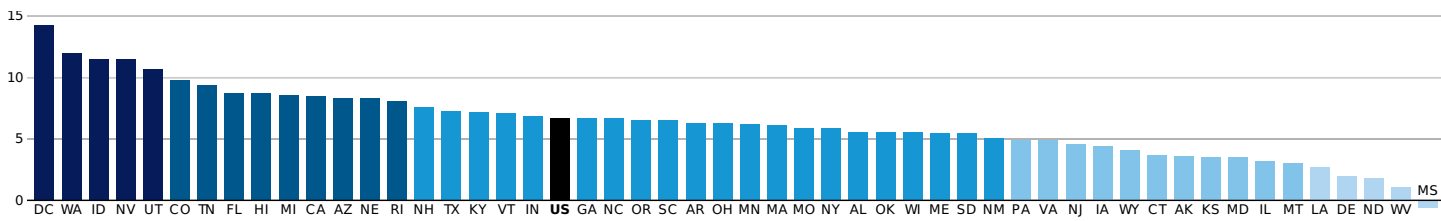


# HOUSING

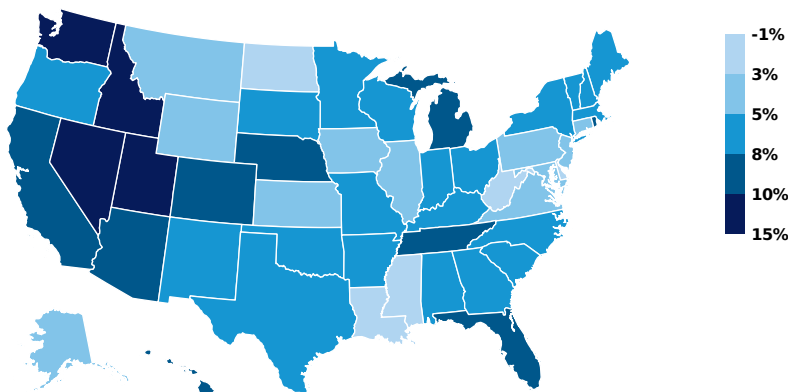
Assessing quarterly state house prices data compared with one year earlier and the national peak (first quarter of 2007).

## House Prices (percent change year over year)

National house prices increased 6.7 percent from the fourth quarter of 2016 to the fourth quarter of 2017.



REGION/STATE: United States of America  
CHANGE: 6.7%  
QUARTER: Fourth  
YEAR: 2017



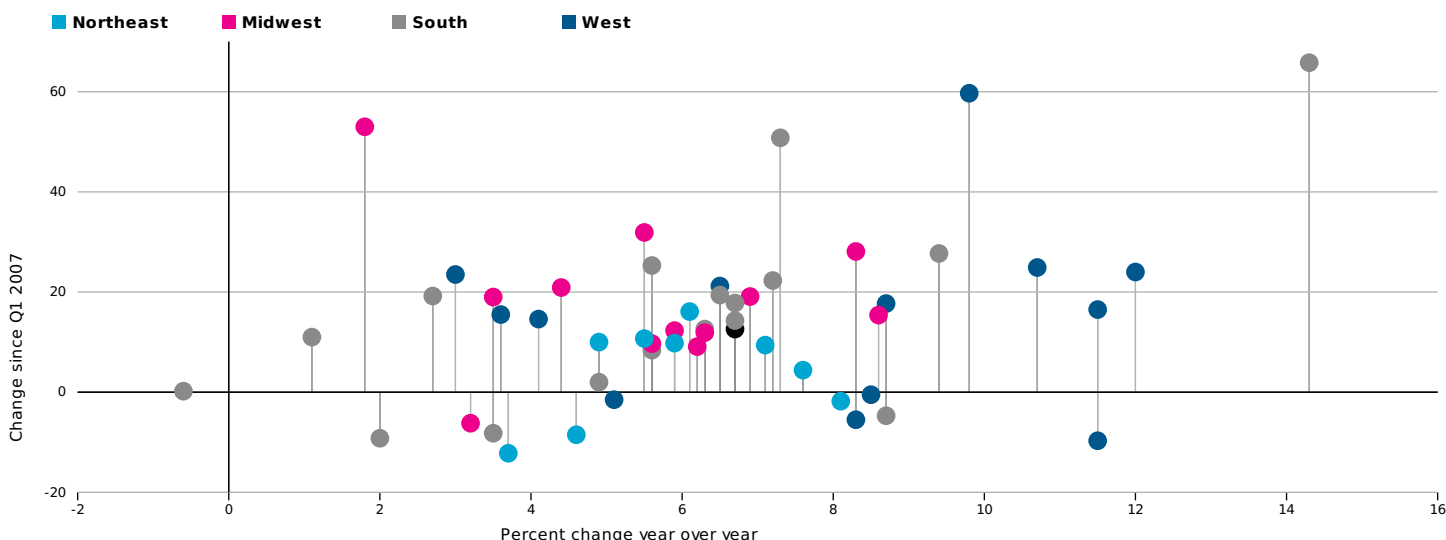
Source: Federal Housing Finance Agency. (<http://www.fhfa.gov/DataTools/Downloads/Pages/House-Price-Index-Datasets.aspx#qpo>)

National house prices in the fourth quarter of 2017 were 6.7 percent higher than in the fourth quarter of 2016, with house prices increasing over the year in 49 states and the District of Columbia. The District of Columbia saw the highest price increase at 14.3 percent. Four states also saw prices increase more than 10 percent: Washington (12.0 percent), Idaho and Nevada (both 11.5 percent), and Utah (10.7 percent). In total, 34 states and the District of Columbia saw house prices increase 5.0 percent or more over the past year. Prices decreased only in Mississippi (-0.6 percent).

## One-Year Change vs. Change Since Peak in Housing Prices

National house prices in the fourth quarter of 2017 were 12.6 percent above the peak in house prices during the first quarter of 2007.

REGION/STATE: UNITED STATES OF AMERICA  
Δ ANNUAL: 6.7%  
Δ PEAK: 12.6%



Source: Federal Housing Finance Administration, State House Price Indexes. (<http://www.fhfa.gov/DataTools/Downloads/Pages/House-Price-Index-Datasets.aspx#qpo>)

National house prices in the fourth quarter of 2017 were 12.6 percent above their pre-Great Recession peak (the first quarter of 2007). Although national prices surpassed their prerecession level in the first quarter of 2016, prices in 11 states remain below the 2007 peak. House prices are furthest from 2007 levels in Connecticut (-12.2 percent), Nevada (-9.7 percent), and Delaware (-9.2 percent). Prices are also more than 5.0 percent below 2007 levels in Arizona, Illinois, Maryland, and New Jersey.

On the opposite end of the spectrum, fourth-quarter 2017 house prices were well above their first-quarter 2007 levels in the District of Columbia (65.8 percent), Colorado (59.7 percent), North Dakota (53.0 percent), and Texas (50.8 percent). Overall, 31 states and the District of Columbia had fourth-quarter house prices 10.0 percent or more above early 2007 levels.

For more on housing price changes since the recession, see our [Historical page](#)

