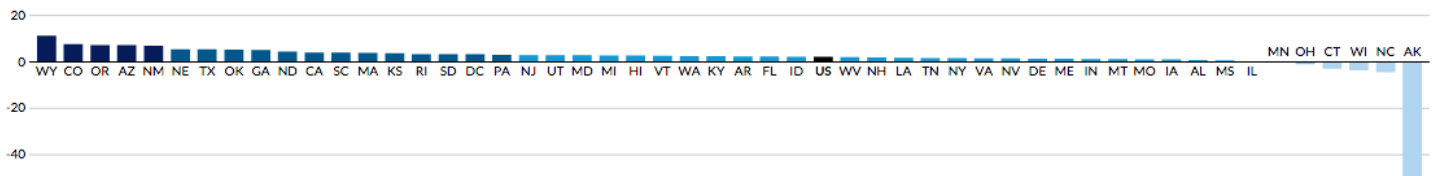


TAXES

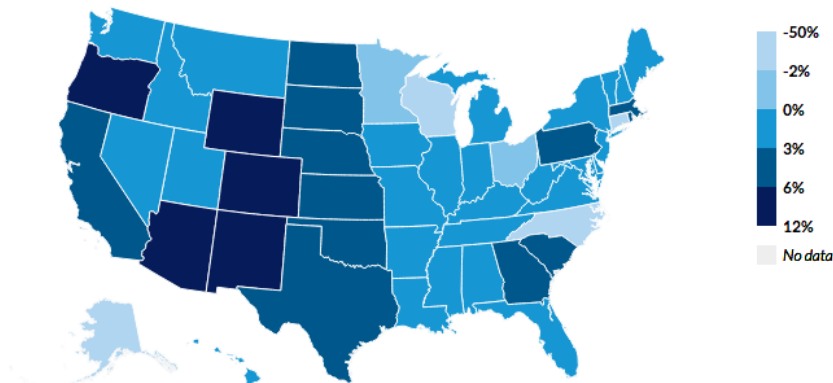
Examining total, sales, individual income, and corporate income tax revenue data for all 50 states and DC during the most recent four quarters compared with the previous four quarters.

Total Tax Revenue (percent change year over year)

Total state tax revenue increased by 2.2 percent in the year ending in the fourth quarter of 2014 compared to one year earlier.



REGION/STATE **United States of America** CHANGE **2.2%** QUARTER **Fourth** YEAR **2014**



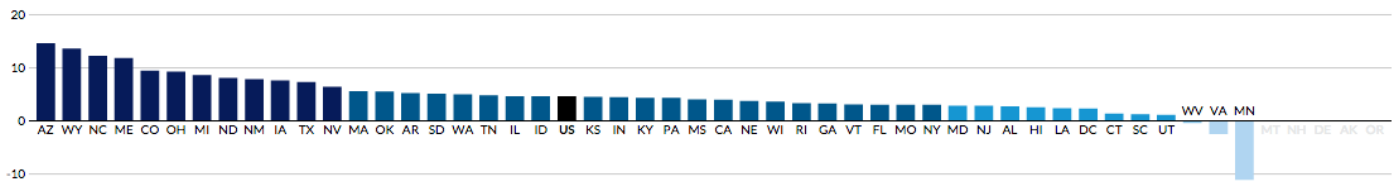
Source: US Census Bureau.
Note: Four quarters ending in the the fourth quarter of 2014 are compared with four quarters ending in the the fourth quarter of 2013.

Total state tax revenue increased 2.2 percent nationally in the year ending in the fourth quarter of 2014 compared with one year earlier. Total tax revenue declined in six states. Connecticut, Minnesota, North Carolina, Ohio, and Wisconsin experienced declines of 5 percent or less, but Alaska’s revenue plummeted 49.8 percent. Alaska relies on tax revenue from oil production far more than any other state, and falling Alaskan oil production greatly affected the state’s total tax revenue. Wyoming experienced the largest increase in total tax revenue during the year at 11.2 percent, benefitting from oil production and related increases in severance tax revenue. Similarly, severance taxes aided total tax revenue increases in New Mexico (7.0 percent) and North Dakota (4.5 percent).

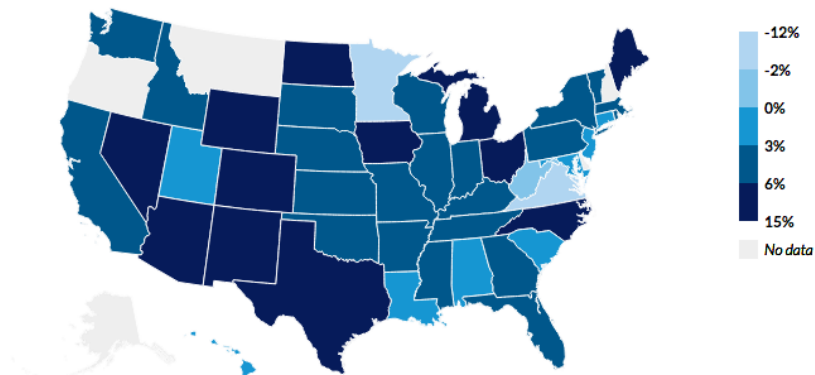
Despite the recent collapse in oil prices, the average oil price was higher during the first three quarters of 2014 than in 2013. Thus, total tax revenue for these energy states may look different in future quarters. Colorado (7.6 percent), Oregon (7.2 percent), and Arizona (7.1 percent) also had relatively high revenue increases compared with the previous year.

Sales Tax Revenue (percent change year over year)

Total state tax revenue increased by 4.7 percent in the year ending in the fourth quarter of 2014 compared to one year earlier.



REGION/STATE **United States of America** CHANGE **4.7%** QUARTER **Fourth** YEAR **2014**




Source: US Census Bureau.
 Note: Four quarters ending in the the fourth quarter of 2014 are compared with four quarters ending in the the fourth quarter of 2013.

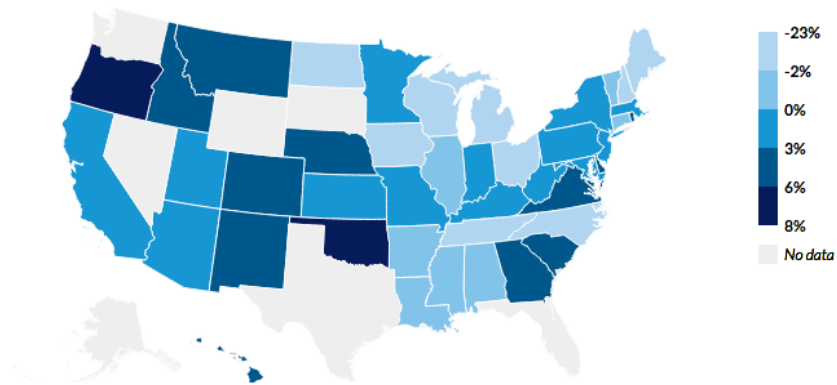
Sales tax revenue increased nationally 4.7 percent in the year ending in the fourth quarter of 2014 compared with one year earlier. Three states saw sales tax revenue fall: Minnesota (-11.1 percent), Virginia (-2.5 percent), and West Virginia (-0.4 percent). Above average revenue in the first quarter of 2013 caused Minnesota's decline, while tax administration changes contributed to Virginia's drop. Sales tax revenue rose in the other 42 states with a general sales tax. Arizona (14.6 percent) experienced the largest increase, and sales tax revenue also increased more than 10.0 percent in Wyoming (13.6 percent), North Carolina (12.3 percent), and Maine (11.8 percent).

Personal Income Tax Revenue (percent change year over year)

Total state tax revenue increased by 0.5 percent in the year ending in the fourth quarter of 2014 compared to one year earlier.



REGION/STATE: United States of America
 CHANGE: 0.5%
 QUARTER: Fourth
 YEAR: 2014




Source: US Census Bureau.
 Note: Four quarters ending in the the fourth quarter of 2014 are compared with four quarters ending in the the fourth quarter of 2013.

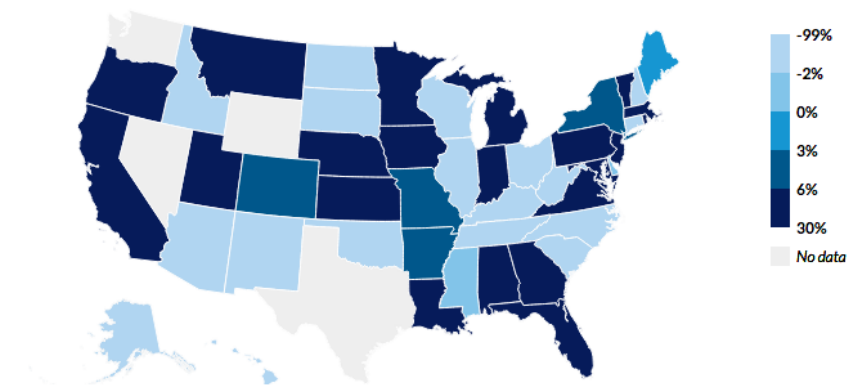
Individual income tax revenue increased nationally 0.5 percent in the year ending in the fourth quarter of 2014 compared with one year earlier. Income tax revenue fell in 13 of the 41 states with a broad-base income tax. It decreased 10 percent or more in North Dakota (-22.5 percent), Ohio (-14.6 percent), North Carolina (-12.6 percent), and Wisconsin (-10.1 percent). At the same time, 27 states and DC experienced revenue increases over the past year. Income tax revenue increased more than 5 percent in four states: Oklahoma (7.4 percent), Oregon (6.9 percent), Colorado (5.5 percent), and Hawaii (5.2 percent). Income tax revenue did not change in Illinois over the year.

Corporate Income Tax Revenue (percent change year over year)

Total state tax revenue increased by 5.2 percent in the year ending in the fourth quarter of 2014 compared to one year earlier.



REGION/STATE	CHANGE	QUARTER	YEAR
United States of America	5.2%	Fourth	2014



Source: US Census Bureau.
 Note: Four quarters ending in the the fourth quarter of 2014 are compared with four quarters ending in the the fourth quarter of 2013.

Corporate income tax revenue increased nationally 5.2 percent over the four quarters that concluded in December 2014 compared with the previous year. In the states with a broad corporate income tax (excluding Ohio and South Dakota, which have narrower bases), revenue changes ranged from a 37.4 percent decline in Hawaii to a 29 percent increase in Vermont. Twenty-seven of the 44 states with a broad corporate income tax saw revenue increases over the past year. State corporate income tax revenue is highly variable (profits fluctuate, the timing of tax payments changes, and so forth) even when assessing four quarter's worth of revenue.