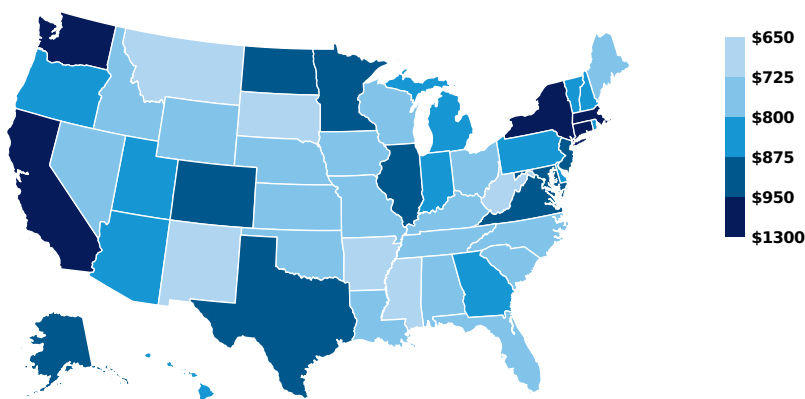
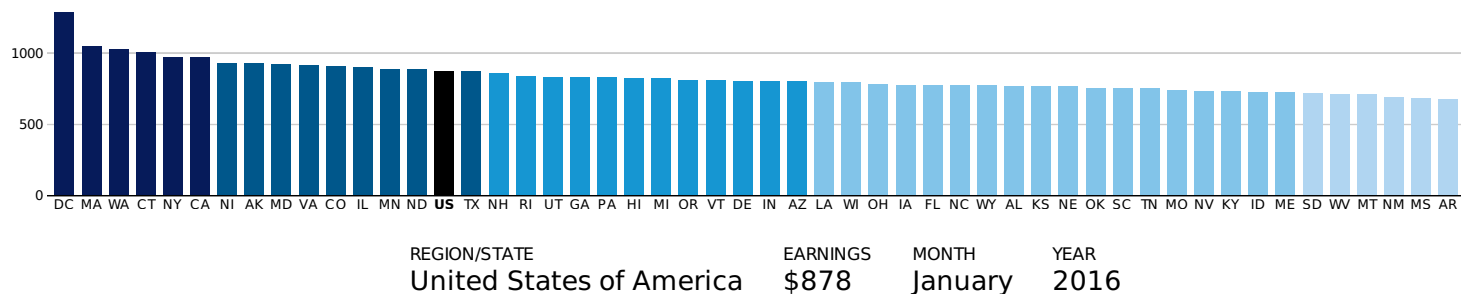


# WAGES

Tracking monthly state data on average weekly earnings for all US private employees.

## Average Weekly Earnings, Private Employment (dollars)

National real weekly earnings (i.e., earnings adjusted for inflation) for all US private employees averaged \$878 in January 2016.

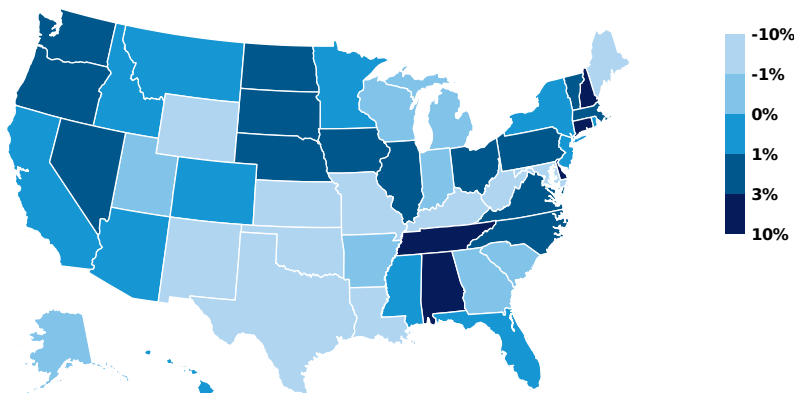
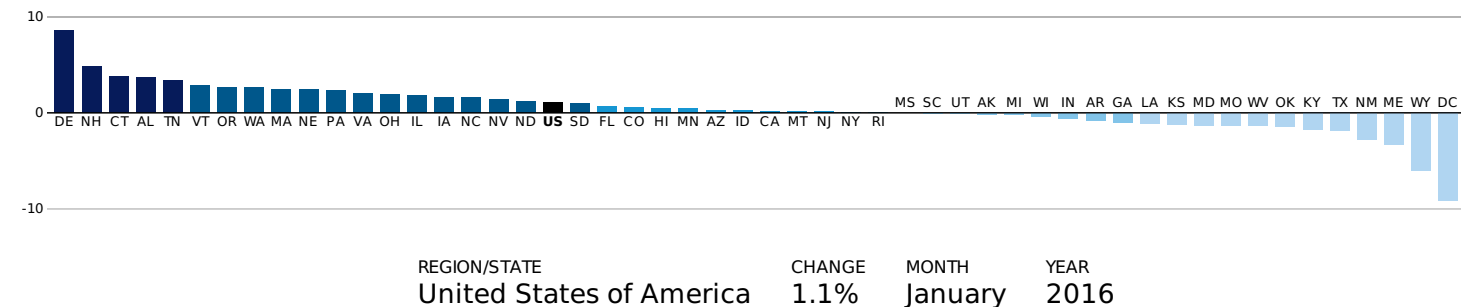


Source: Bureau of Labor Statistics. (<http://www.bls.gov/sae/home.htm>)

National weekly earnings for all US private employees averaged \$878 in January 2016. Among the 50 states, average earnings ranged from \$675 in Arkansas to \$1,048 in Massachusetts. As is typical, the District of Columbia's (DC) average weekly earnings (\$1,287) were higher than all the states. Thirty-six states had average weekly earnings below the national average. Average earnings were lowest in Arkansas, Mississippi (\$685), New Mexico (\$689), Montana (\$711), and West Virginia (\$715). Texas's average weekly earnings (\$878) were the same as the national average; earnings in North Dakota (\$888), Minnesota (\$890), and New Hampshire (\$860) were the next closest to the national average. After DC and Massachusetts, the highest average earnings were in Washington (\$1,032), Connecticut (\$1,006), New York (\$976), and California (\$971).

## Changes in Real Average Weekly Earnings, Private Employment (percent change year over year)

National real (inflation adjusted) average weekly earnings increased 1.1 percent from January 2015 to January 2016.



Source: Bureau of Labor Statistics. (<http://www.bls.gov/sae/home.htm>)

National real (inflation-adjusted) average weekly earnings in January 2016 were 1.1 percent higher than in January 2015. Nineteen states and DC had real average weekly earnings fall over the past year. The largest year-over-year decreases were in DC (-9.2 percent) and Wyoming (-6.0 percent). Eleven other states also had average earnings decreases of 1.0 percent or more: Georgia, Kansas, Kentucky, Louisiana, Maine, Maryland, Missouri, New Mexico, Oklahoma, Texas, and West Virginia. Real earnings did not change in Mississippi. The largest increase in real average earnings were in Delaware (8.6 percent) and New Hampshire (4.8 percent). Three additional states had real average earnings increase 3.0 percent or more: Connecticut (3.8 percent), Alabama (3.7 percent), and Tennessee (3.4 percent).