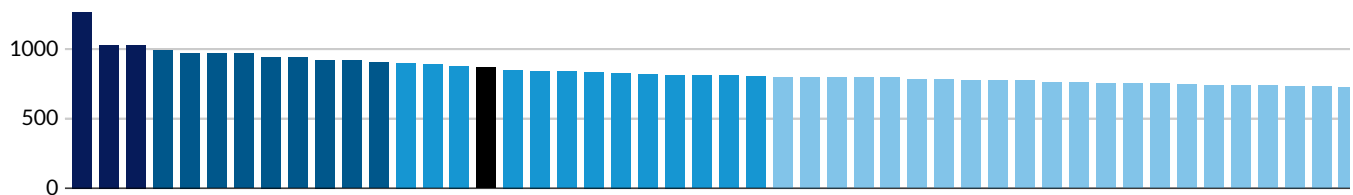


# WAGES

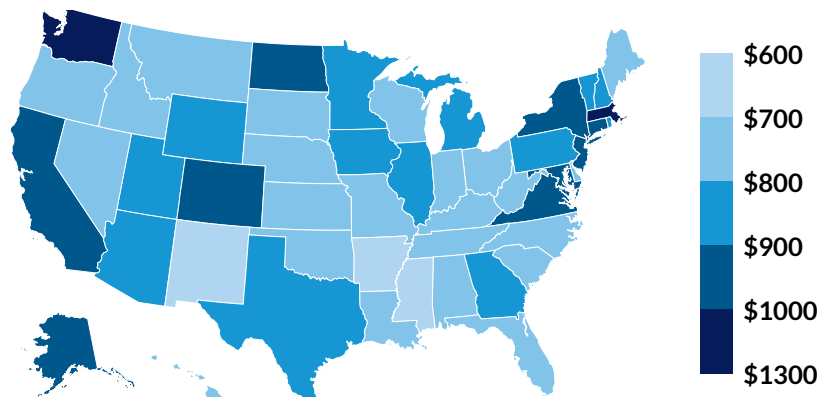
Tracking monthly state data on average weekly earnings for all US private employees.

## Average Weekly Earnings, Private Employment (dollars)

National real weekly earnings (i.e., earnings adjusted for inflation) for all US private employees averaged \$869 in October 2015.



REGION/STATE	EARNINGS	MONTH	YEAR
United States of America	\$869	October	2015



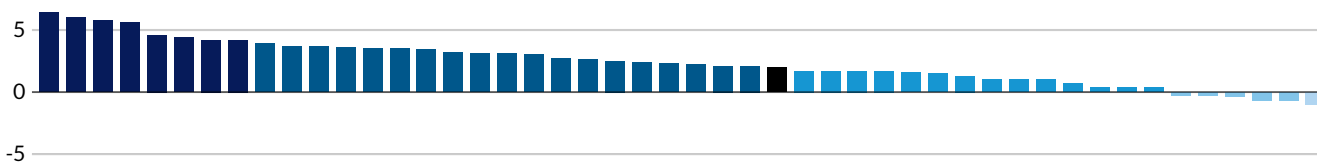
Source: Bureau of Labor Statistics. (<http://www.bls.gov/sae/home.htm>)

National weekly earnings for all US private employees averaged \$869 in October 2015. Among the 50 states, average wages ranged from \$679 in Arkansas to \$1,029 in Massachusetts. The District of Columbia's (DC) average weekly earnings for private employees were \$1,268. Thirty-six states had average weekly earnings below the national average. Average wages were lowest in Arkansas, Mississippi (\$683), New Mexico (\$697),

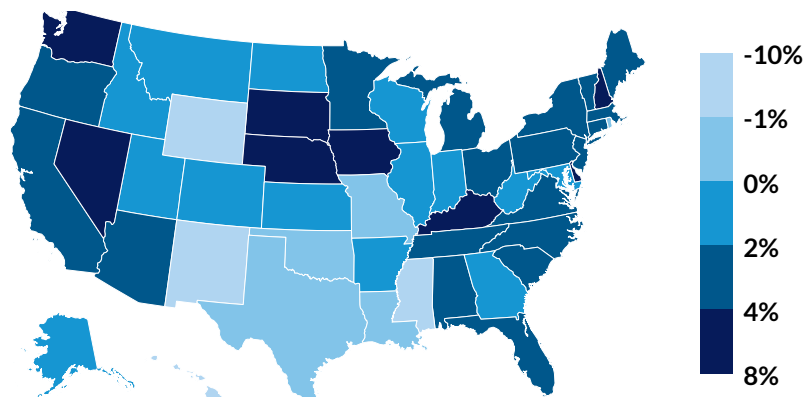
and Montana and West Virginia (both \$725). Texas's average wages (\$878) were closest to the national average. After DC and Massachusetts, the highest average wages were in Washington (\$1,028), Connecticut (\$993), Alaska (\$972), and New York (\$970).

## Changes in Real Average Weekly Earnings, Private Employment (percent change year over year)

National real (inflation adjusted) average weekly earnings increased 2.0 percent from October 2014 to October 2015.



REGION/STATE	CHANGE	MONTH	YEAR
United States of America	2.0%	October	2015



Source: Bureau of Labor Statistics. (<http://www.bls.gov/sae/home.htm>)

National real (inflation-adjusted) average weekly earnings in October 2015 were 2.0 percent higher than in October 2014. This was the fourth consecutive month (<http://apps.urban.org/features/state-economic-monitor/historical.html>) year-over-year real national wages increased 2.0 percent or more. Nine states and DC had real average weekly earnings fall over the past year. The largest year-over-year decrease was in DC (-8.3 percent). That's the largest year-over-year real wage decline in DC since October

2008 (<http://apps.urban.org/features/state-economic-monitor/historical.html>). Four states also had average wages decrease 1.0 percent or more: Wyoming (-2.8 percent), New Mexico (-1.9 percent), Hawaii (-1.4 percent), and Mississippi (-1.0 percent). The largest increase in real average wages was in Delaware (6.4 percent). That's Delaware's highest year-over-year monthly increase since the recession (<http://apps.urban.org/features/state-economic-monitor/historical.html>). The next real highest wage increases were in Nebraska (6.0 percent), Nevada (5.8 percent), and Washington (5.6 percent).

---